

# A story of forgiveness



**Bible verses:**

Luke 15:11-32

The son who left home



**Aim:**

To learn how God forgives



**Today's fruit:**

Kindness



In today's session we will dive into the story of two very different brothers.

One brother was hardworking and loyal to his father. The other brother liked to do whatever he wanted and loved spending his dad's money. How did their father deal with them both, and what does this story teach us about God's love and kindness?

Kindness is shown by the welcoming father.

## Each child will need:

- Memory verse wristband
- Pens/pencils and paper
- Resources to create a puppet play based around the parable of the prodigal son – see Action it
- Explore It ideas handout

## You will need:

- Ten pieces of paper, each with a letter from the phrase: THE LOST SON. Because there are duplicates, ensure each letter is a different colour. Hide these around the room in advance.
- Today's fruit sign: *Kindness*
- Flip chart displaying the key parts of the story – see Action It
- Memory verse poster



## Start it

Give each child a piece of paper and pencil and ask them to find, and write, the letters hidden round the room. Bring the group back together and, with the help of a few clues, see if they can work out the title of our Bible story for today.

## Sing it

### Say:

One of our Bible characters today makes many mistakes, which leave him feeling alone and hopeless. Today's song reminds us that when we feel that things seem hopeless, God is with us and always faithful.

### Song

'Something good' by Gateway Kids (3:30)

## Tell it

### Say:

In our Bible story today we meet two brothers who are very different, and their dad. Let's watch the clip to find out what happened.

### Video

*Two Sons and a Father (Prodigal Son) God's Story* by Crossroads Kids' Club (4:06)

**Watch: 0:00-0:54** 'Kids, remember, this is a parable. I wouldn't try that at home.'

### Ask:

- What is a parable? **A pretend story that teaches us a lesson.**
- Who are the three main characters in the story?
- How are the older and younger brother different?

### Read:

**'Then Jesus said, "A man had two sons. The younger son said to his father, 'Give me my share of the property.' So the father divided the property between his two sons."**

(Luke 15:11-12 ICB)

### Ask:

- Why do you think the father was willing to give the son what he wanted?
- What do you think happened next?

**Watch: 0:54-1:37** 'No friends, no home and no food.'

### Ask:

- What did the younger son do with all his money?
- What happened to all his friends? Why do you think they left him on his own?

**Watch: 1:37-2:20** ‘So he decided to go back to his dad’s house.’

**Ask:**

- Have you ever done something and felt sorry about it later? You don’t have to share the details of what happened, but how did it make you feel?
- How do you think the younger brother was feeling as he sat with the pigs with no money and no food to eat?
- The younger brother started to think about returning home. What was his plan?
- How do you think he was feeling as he made the long journey back home?

**Watch: 2:20-3:34** ‘And that’s the story of the prodigal son.’

**Say:**

The younger son may have been anxious about seeing his dad again, but he had nothing to worry about.

**Read:**

‘While the son was still a long way off, his father saw him coming. He felt sorry for his son. So the father ran to him, and hugged and kissed him. The son said, “Father, I have sinned against God and have done wrong to you. I am not good enough to be called your son.” But the father said to his servants, “Hurry! Bring the best clothes and put them on him. Also, put a ring on his finger and sandals on his feet. And get our fat calf and kill it. Then we can have a feast and celebrate! My son was dead, but now he is alive again! He was lost, but now he is found!” So they began to celebrate.’

(Luke 15:20-24 *ICB*)

**Ask:**

- How do you think the younger son felt when he was greeted like this by his father?
- Do you feel sorry for the older brother? If so, why?
- In what ways do we act like the younger brother?
- In what ways do we act like the older brother?
- What does this story teach us about the love of God for us, his children?

**Say:**

We love a forgiving God who is willing to welcome us back when we have made mistakes and when we are jealous of others.

Display the *Kindness* sign.

**Ask:**

- How did the father in the parable show kindness to his two sons?
- How can we show kindness to others in the same way?

## Action it

The final part of the *Two Sons and a Father* clip gives a quick recap of the story. Jot down the main events of the story on flipchart paper as a reminder for the children.

- There were two brothers.
- One loved buying stuff.
- He asked his dad for money.
- He ran away.
- He spent the money.
- He felt sorry.
- He went back home.
- His dad threw him a party.
- The older brother got mad.
- The dad loved both sons.
- No matter what, God loves us too.



**Watch 3:34-end.**

## Puppet show

For this activity, the children need a selection of puppets. The puppets can be as fancy or as basic as your resources allow. The children could use home-made sock puppets; or cut the fingers off plastic gloves and decorate; or download images from online.

### Possible puppet resources

- **Print, cut and glue to a lollipop stick:** by [Jesus-without-language.net](http://Jesus-without-language.net)
- **Print, cut, decorate and glue finger puppets:** by [Lilcountrylibrarian.com](http://Lilcountrylibrarian.com)

Ask the children to retell the story of the prodigal son. They can do this as a whole group or in smaller groups. Encourage them to add sound effects and get creative with their puppets. Give them time to practise and then perform their final puppet show. Adapt this activity according to the resources you have available.

## Pray it

### Say:

Our prayer times this month will help us to remember and understand our memory verse.

Display the *Memory verse poster* and share it together.

## Memory verse

‘Christ accepted you, so you should accept each other. This will bring glory to God.’

(Romans 15:7 *ICB*)

### Ask:

What do you think our memory verse is trying to teach us about living like Jesus?

### Say:

To help us learn our memory verse this month, we have a special song that we will use each week.

## Song

‘Bible Memory Verse Romans 15:7’ Kids Sing-along by Kingdomcity Kids (1:11)

### Ask:

- There were lots of moments in today’s Bible story where the characters showed love and acceptance to each other. What examples can you think of?
- How could you show love and acceptance to the people around you?

Prompted by the children’s discussion, bring the session to a close in prayer. Pray that God would help the children to love and accept each other, just as Jesus loves them.

## Explore it

Remember to send home the *Explore It ideas* for children and families.



# A story of forgiveness

Here are some ideas for you to explore at home.



**Bible verses:**  
Luke 15:11-32



**Aim:**  
To learn how God forgives



**Today's fruit:**  
Kindness



## Create

To help you remember this month's memory verse, create your own version to put up on your wall at home. Each day, think about the people you could show love and kindness to.



## Watch

Spend some time with the people at home watching this fun version of the prodigal son's story. Discuss what this story teaches us about God's love and kindness.

*Kids Tell Bible Stories: The Prodigal Son*  
by First Baptist Church of Temple



## Song for the week

'Something good' by Gateway Kids



## Memory verse

'Christ accepted you, so you should accept each other. This will bring glory to God.'

(Romans 15:7 ICB)

**LIVING  
OUT FAITH**

*Kids Alive!* Online – [salvationarmy.org.uk/kidsalive](http://salvationarmy.org.uk/kidsalive)

*Kids Alive!* The UK's only weekly Christian comic – is filled with jokes, competitions, Bible-based cartoons and much more... and is now available to read online!



Children  
& Youth

# A story of forgiveness



**Bible verses:**  
Luke 15:11-32



**Aim:**  
To learn how God forgives



**Today's fruit:**  
Kindness



## Memory verse

**'Christ accepted you, so you should accept each other. This will bring glory to God.'**

(Romans 15:7 *ICB*)



## Start it

Today we are going to hear the story of a young man who thought he knew best. He let down his father but was welcomed with a big party when he came back home.



## Tell it

Watch the clip that tells the story of the lost son.

***The Prodigal Son (wordless) God's Story***  
by Crossroads Kids' Club (2:52)

**Ask:** What do you think happened in the story?

Share a child-friendly version of Luke 15:11-32.

Sit in a circle and ask the group to share together:

- What did the son do when all his money had run out?
- How did his father welcome him back home?
- How do you think the son felt when he was safely back home with his family?


- What does it mean when we forgive someone?
- How did the father show kindness to his son?
- How can we show kindness to other people?



## Sing It

**'If I were a butterfly' (lyrics and music)**  
**'The butterfly song'** by Brian Howard,  
uploaded by Unreached Corners (3:09)

**'Wonderful Lord' (official video)** by Doug Horley (3:13)



## Action it

Games and activities to reinforce the Bible passage:

- Hide objects for the children to find, perhaps with a theme like a colour, material, clothes, or images.
- Draw a picture of the welcome home party you would have for someone you love.
- Act out the scene from the story when the lost son decided to come home and saw his father again.
- Name three things that you could do this week to show God's love to other people.

 **Explore it**

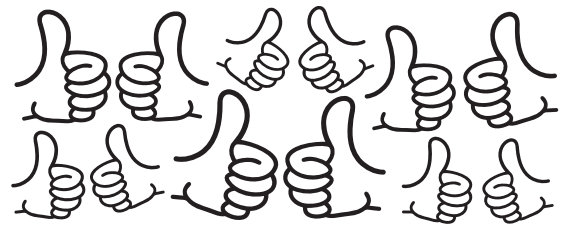
# Kindness

November 2024 session 1



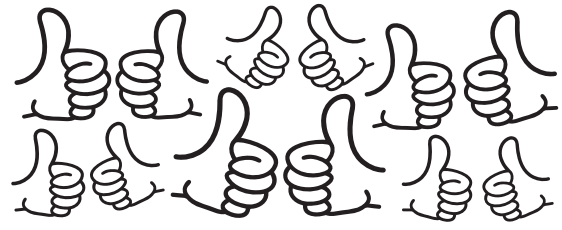

Children  
& Youth





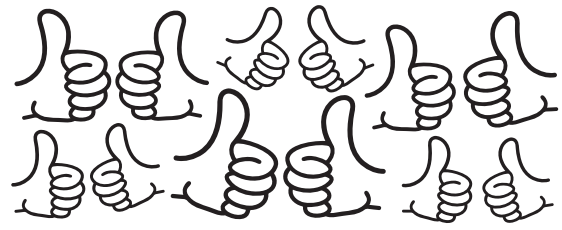

**'Christ accepted you,  
so you should accept  
each other. This will  
bring glory to God.'**

(Romans 15:7)



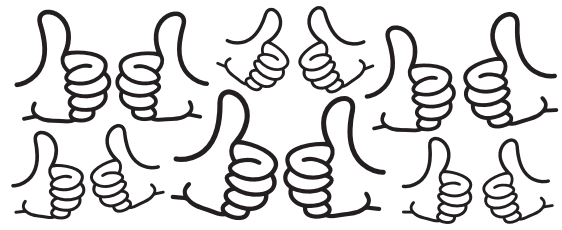

**'Christ accepted you,  
so you should accept  
each other. This will  
bring glory to God.'**

(Romans 15:7)



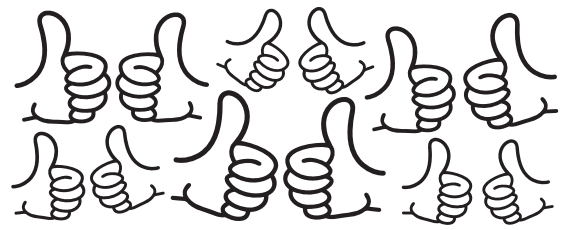

**'Christ accepted you,  
so you should accept  
each other. This will  
bring glory to God.'**

(Romans 15:7)




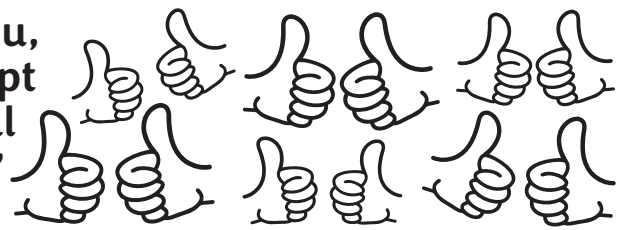
**'Christ accepted you,  
so you should accept  
each other. This will  
bring glory to God.'**

(Romans 15:7)



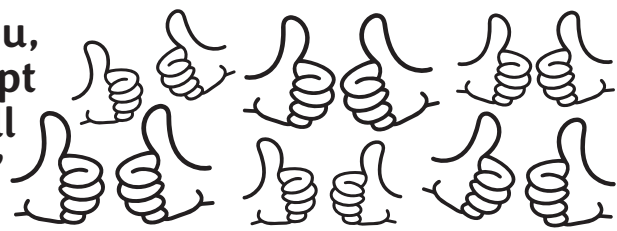
**'Christ accepted you,  
so you should accept  
each other. This will  
bring glory to God.'**

(Romans 15:7)



**'Christ accepted you,  
so you should accept  
each other. This will  
bring glory to God.'**

(Romans 15:7)



**‘Christ accepted you,  
so you should accept  
each other. This will  
bring glory to God.’**

(Romans 15:7)

**‘Christ accepted you,  
so you should accept  
each other. This will  
bring glory to God.’**

(Romans 15:7)

**‘Christ accepted you,  
so you should accept  
each other. This will  
bring glory to God.’**

(Romans 15:7)

**‘Christ accepted you,  
so you should accept  
each other. This will  
bring glory to God.’**

(Romans 15:7)

**‘Christ accepted you,  
so you should accept  
each other. This will  
bring glory to God.’**

(Romans 15:7)

**‘Christ accepted you,  
so you should accept  
each other. This will  
bring glory to God.’**

(Romans 15:7)



 Explore it

**‘Christ accepted you, so  
you should accept each  
other. This will bring  
glory to God.’**

**(Romans 15:7 *ICB*)**

November 2024 session 1



Children  
& Youth

## The Pharisee and the tax collector



**Bible verses:**

Luke 18:9-14

Being right with God



**Aim:**

To find that being right with God comes through humility



**Today's fruit:**

Gentleness



In today's session Jesus tells a story specifically for those who think they are better than everyone else.

The Pharisee and the tax collector both came to the Temple to pray, but only one of them came with a humble heart. Today we'll discover what it means to show humility as we follow Jesus in our everyday lives.

Gentleness is shown by the tax collector's humble prayer.

### Each child will need:

- Pens/pencils, scissors and paper
- *Explore It ideas* handout

### You will need:

- Today's fruit sign: *Gentleness*
- To watch ***Praying Hands Sunday School Craft*** by Bethel Church Children's Ministry (1:49)
- *Memory verse poster* from Session One



## Start it

**Ask:**

Which film or book characters think they are better than everyone else? For example: Draco Malfoy, Miss Trunchbull, Veruca Salt, the Queen of Hearts.

## Say:

We're going to watch a clip from the film *Wonka* where we're first introduced to Arthur Slugworth, Gerald Prodnose and Felix Fickelgruber. They love to make Willy Wonka's life a misery. Watch the clip carefully as you will need to answer questions about it afterwards.

## Video

**A Good Chocolate from the film *Wonka*** by Warner Bros Pictures (Stop at 1:40 'Who's for a hover-choc!')

## Quiz

1. What are the main three colours worn by Slugworth, Prodnose and Fickelgruber? **Green, blue and yellow**
2. What chocolate does Wonka ask them to try? **Hover-chocs**
3. Which country did the marshmallows come from? Clue: Paddington bear was born there. **Peru**
4. Whose tears salted the delicious caramel? **A Russian clown**
5. Which country did the cherries come from? **Japan**
6. How do Slugworth, Prodnose and Fickelgruber describe a good chocolate? **Simple, plain and uncomplicated**

Review the answers and see how many questions the children got right.

Discuss the characters of Slugworth, Prodnose and Fickelgruber and their motivation for telling Wonka his chocolate was awful. What did the three chocolatiers do to show that they thought they were better than everyone else? How did they behave?

## Say:

In our Bible story today we meet someone who thinks he is better than everyone else, but God thinks differently.

## Sing it

## Ask:

What does the word 'humility' mean?

## Say:

When we show humility, we recognise that we are not always the most important person in the room. Humility doesn't mean that we think we are rubbish and other people are better than us. It just means that we don't see ourselves as better than everyone else.

## Say:

Our song for today will help us to understand what true humility looks like.



## Song

'Lay It Down' by littlelucel000 (3:25)

## Tell it

### Ask:

- In what way do people act as if they are better than others?
- If you're really honest, have you ever acted this way? If so, what happened?

### Say:

In the book of Luke, Jesus told a story exactly for this situation.

### Read:

**'There were some people who thought that they were very good and looked down on everyone else. Jesus used this story to teach them.'**

(Luke 18:9-10 /CB)

### Ask:

Do you think there are people in our world today who need to hear this story? If so, why?

### Say:

There are two main characters in our Bible story today. The first one was a Pharisee, a religious leader who carefully followed the laws of the Scriptures and expected everyone else to do the same. The second character was a tax collector, seen as a traitor because he worked for the Romans and because tax collectors were often suspected of taking a little extra money for themselves.

### Say:

One was an upstanding member of the community, and the other was frowned upon for his supposed dodgy dealings. Let's watch the clip to discover what happened in the story.

## Video

*Parable of the Pharisee and the Tax Collector* by RodTheNey (2:12)

### Ask:

What was the difference in the way the Pharisee and the tax collector prayed?

### Say:

Let's look at the book of Luke to find out more about the story.

### Read:

**'The Pharisee stood alone, away from the tax collector. When the Pharisee prayed, he**

said, “God, I thank you that I am not as bad as other people. I am not like men who steal, cheat, or take part in adultery. I thank you that I am better than this tax collector. I give up eating twice a week, and I give one-tenth of everything I earn!”

(Luke 18:11–12 *ICB*)

**Ask:**

In what ways did the Pharisee think he was better than everyone else?

**Say:**

The Pharisee prayed loudly in front of everyone, making sure he could be seen and heard. He thanked God that he was not like the tax collector. He let everyone know how brilliant he was at following religious rules and pointed out where he thought the tax collector had failed.

**Ask:**

Do you think this is how God wants us to behave? If not, why not?

**Read:**

**‘The tax collector stood at a distance. When he prayed, he would not even look up to heaven. He beat on his chest because he was so sad. He said, “God, have mercy on me. I am a sinner!”’**

(Luke 18:13–14 *ICB*)

**Say:**

The tax collector recognised that he was not at all perfect, and he prayed before God with a humble heart. Unlike the Pharisee, the tax collector knew that he was not the most important person at the Temple.

**Read:**

**‘[Jesus said,] “I tell you, when this man went home, he was right with God. But the Pharisee was not right with God. Everyone who makes himself great will be made humble. But everyone who makes himself humble will be made great.”’**

(Luke 18:14 *ICB*)

**Say:**

When Jesus told the crowd that it was the tax collector who was right with God, this would have been a huge surprise. This story teaches us that it is humility that makes us right with God – not the rules that we follow or our achievements. God wants us to follow him with humility rather than trying to score points by doing the right thing.

**Ask:**

What is the main thing you have learned from the story of the Pharisee and the tax collector?

Discuss what the children have learned from the story.

Display the *Gentleness* sign. Ask the children where they see examples of gentleness in the story.

## Action it

The children are going to create their own version of the story of the Pharisee and the tax collector. First they need to make a set of praying hands. The following clip is for the leader's use only to demonstrate how to make the hands.

### Video

***Praying Hands Sunday School Craft*** by Bethel Church Children's Ministry (1:49)

Once the children have their set of hands, they can use one side to show how the Pharisee prayed and the other to show how the tax collector prayed. It is up to the children how they show the different kinds of prayers.

They may like to add the following Scripture verse at the bottom of their praying hands.

**'Everyone who makes himself great will be made humble. But everyone who makes himself humble will be made great.'**

(Luke 18:14 *ICB*)

### Say:

Sunday 10 November is Remembrance Sunday, when we remember the brave deeds of those who have fought in world wars and other conflicts. Many of the people we remember on this day showed humility by valuing the lives of others more than their own. On your *Explore It ideas* sheet there is an activity you can try at home to remember those who have fought in world wars.

## Pray it

### Say:

During our prayer times this month we are thinking about what it means to accept others as Jesus loves and accepts us.

Display the *Memory verse poster* and share it together.

### Memory verse

**'Christ accepted you, so you should accept each other. This will bring glory to God.'**

(Romans 15:7 *ICB*)

### Say:

We're going to share our memory verse song for this month.



## Song

'Bible Memory Verse Romans 15:7' Kids Sing-along by Kingdomcity Kids (1:11)

### Say:

In our Bible story today two men came to pray in the Temple.

### Ask:

In what way did the Pharisee refuse to accept the tax collector?

### Say:

Jesus wants us to show his love to others and accept them just as they are.

Ask the children to close their eyes and think of someone that they may have treated unfairly or looked down upon. The children do not need to say the name out loud. Ask them to think of ways they could show humility when they are with this person.

What lesson does Jesus need them to learn personally from the story of the Pharisee and the tax collector? When the children have had time to think about the questions, bring the session to a close in prayer.

## Explore it

Remember to send home the *Explore It ideas* for children and families.



## The Pharisee and the tax collector

Here are some ideas for you to explore at home.



**Bible verses:**  
Luke 18:9-14



**Aim:**  
To find that being right with God comes through humility



**Today's fruit:**  
Gentleness



### Discover

In this week's session we thought about what it means to be humble. Watch the clip to discover more about humility, and think about how you could live your life for Jesus in this way.

**What's That Word: Humility** by Crossroads Kids' Club



### Create

Sunday 10 November is Remembrance Sunday, when we remember the brave deeds of those who fought in world wars and other conflicts. People wear poppies to remember those who have lost their lives because of wars and conflict.

With the help of someone at home, create your own Poppy Sun Catcher to display in your window.

**Poppy Sun Catcher Craft for Remembrance Sunday** by Heritage Doncaster



### Song for the week

'Lay It Down' by littleluce1000



### Memory verse

'Christ accepted you, so you should accept each other. This will bring glory to God.'

(Romans 15:7 ICB)

**LIVING OUT FAITH**

*Kids Alive!* Online – [salvationarmy.org.uk/kidsalive](http://salvationarmy.org.uk/kidsalive)

*Kids Alive!* The UK's only weekly Christian comic – is filled with jokes, competitions, Bible-based cartoons and much more... and is now available to read online!



Children & Youth

# The Pharisee and the tax collector



**Bible verses:**  
Luke 18:9-14



**Aim:**  
To find that being right with  
God comes through humility



**Today's fruit:**  
Gentleness



## Memory verse

**'Christ accepted you, so you should accept each other. This will bring glory to God.'**

(Romans 15:7 ICB)



## Start it

Jesus found out that there were some people who thought they were better than everyone else. He told a story to teach them how they should show humility and treat people with kindness.



## Tell it

Share a child-friendly version of Luke 18:9-14.

You may like to use the following clip to tell the story.

***Parable of the Pharisee and the Tax Collector*** by RodTheNey (2:12)

Sit in a circle and ask the group to share together:

- How did the Pharisee pray in the story?
- How did the tax collector pray in the story?
- How was the Pharisee unkind to the tax collector?

- The Pharisee thought he was better than the tax collector. Have you ever felt this way about someone? If so, how could you behave differently next time you see them?
- How does Jesus want us to treat other people?



## Sing It

**'The wise man built his house upon the rock'** by Tiny Tree Tunes uploaded by Lithos Kids. Just the first two verses (1:35)

**'All through history'** Nicky & Becky Drake by Worship For Everyone (3:36)



## Action it

Games and activities to reinforce the Bible passage:

- Make your own praying hands and decorate them (see Explore It for instructions).
- Act out the way the Pharisee and the tax collector prayed.
- Say a prayer for someone you know who is often left out or treated unfairly.
- Think of three ways that you can be gentle with others this week.

 **Explore it**

# Gentleness

November 2024 session 2



Children  
& Youth

## Jesus and the children



**Bible verses:**

Matthew 18:1-5; 19:13-14  
Jesus welcomes children



**Aim:**

To see how Jesus used children as an example



**Today's fruit:**

Love



In our session today we are reminded just how much Jesus loves the children of this world.

As the disciples argued about who was the greatest, Jesus focused his attention on the children who were ready to listen and learn from him. He reminded his followers that humility was the key to entering the Kingdom of Heaven.

To love children is to love humility.

### Each child will need:

- Pens/pencils, scissors and paper
- Resources to paint or draw a portrait – see Action it
- *Explore It ideas* handout

### You will need:

- Today's fruit sign: *Love*
- *Memory verse poster* from Session One
- *Prayer poster*



## Start it

Ask the children to choose which is the greater out of two options. They can do this by moving to one side of the room or the other depending on their choice. As you read out the options, point to the corresponding location the children need to go to if they think it's the greatest!

Suggestions are made below to get you started, but feel free to think of your own options that specifically relate to the interests of your group.

- Winter or summer
- Pizza or burgers
- Reading a book or watching a film
- Lego or board games
- Hot chocolate or strawberry milkshake
- Dogs or cats
- Animation or live action
- Jude Bellingham or Taylor Swift



## **Say:**

In our story today the disciples have an argument about who they think is the greatest. They ask Jesus to make a choice, but his answer is not as straightforward as they would like.



## **Sing it**

Display the *Love* sign.

## **Say:**

In our Bible story today we see Jesus showing love to a group of children who wanted to listen to him teach. The adults tried to exclude the children, but Jesus showed them love. We can follow Jesus' example and show that same love to others who feel excluded. Let's sing a song together that talks about Jesus' love.

## **Song**

'L-O-V-E' Kids Worship by Compass Bible Church (2:24)



## **Tell it**

## **Say:**

Jesus often talked with his disciples about the Kingdom of Heaven, but it is not clear whether they ever understood what he meant. Jesus had told the disciples that they would see the Kingdom of Heaven here on earth, but they were imagining a king on his throne.

## **Say:**

As Jesus' followers, the disciples wanted to know who would get to sit next to 'King Jesus' and be the greatest in the kingdom. They had misunderstood what Jesus meant when he talked about the Kingdom of Heaven.

**Read:**

**‘At that time the followers came to Jesus and asked, “Who is greatest in the kingdom of heaven?”’**

(Matthew 18:1 *ICB*)

**Ask:**

- Which of Jesus’ followers do you think he would choose to be the greatest?
- What would they be like?

**Say:**

Let’s watch the clip to find out how Jesus answered their question.

## Video

***Jesus and the Children Matthew 18:1-6 Kids Animated Bible*** by Kids Church Library (2:00)

**Watch: 0:00-0:55** ‘Well, Jesus, as always, told them the truth.’

**Ask:**

- In what ways do you worry about who is being treated the best?
- Where does this usually happen?
- Why do you think the disciples were so bothered about who was the greatest?
- Before we watch the next part of the clip, what do you think Jesus said to the disciples?

**Watch: 0:55-end.**

**Ask:**

- Does Jesus’ words surprise you? If so, how?

**Say:**

Jesus invited a child to come and stand with him.

**Read:**

**‘Then he said, “I tell you the truth. You must change and become like little children. If you don’t do this, you will never enter the kingdom of heaven. The greatest person in the kingdom of heaven is the one who makes himself humble like this child.**

**“Whoever accepts a little child in my name accepts me.”’**

(Matthew 18:3-5 *ICB*)

**Say:**

The disciples had been arguing like children in the playground. But that’s not what Jesus meant when he said they should become like children. Jesus wanted the disciples to be humble and ready to learn from him.

## Ask:

- How does it make you feel to know how much Jesus loves and cares for children just like you?
- In what ways are children less powerful than adults? How do you feel about that?

## Say:

Jesus knows that sometimes adults don't listen to children as carefully as they could do. When some children wanted to listen to Jesus' stories, he showed the disciples exactly how he expected the children to be treated.

## Read:

**'Then the people brought their little children to Jesus so that he could put his hands on them and pray for them. When his followers saw this, they told the people to stop bringing their children to Jesus. But Jesus said, "Let the little children come to me. Don't stop them, because the kingdom of heaven belongs to people who are like these children."'**

(Matthew 19:13-14 *ICB*)

## Action it

There is flexibility in the way you approach today's Action It activity. The overall aim is for each child to go home with a picture of themselves that says, '[insert name] is loved by Jesus'.

This can be done in a number of ways, depending on your group and the resources available. The children could paint or draw a self-portrait, or work in pairs to create a picture of another child. A clip is provided below to demonstrate to the children how to draw a portrait. If you have the resources, and the necessary permissions, you could use photography as an alternative and add the caption to the image.

## Video

***Learn how to draw portraits - How to draw a face step-by-step - Easy tutorial for kids***  
by Smile and Learn - English (2:41)

The children will need their portrait for their *Explore It ideas* activity at home.

## Pray it

## Say:

During our prayer times this month, we are thinking about what it means to accept others as Jesus loves and accepts us.

Display the *Memory verse poster* and share it together.



## Memory verse

**'Christ accepted you, so you should accept each other. This will bring glory to God.'**

(Romans 15:7 *ICB*)

### Say:

We're going to share our memory verse song for this month.

## Song

**'Bible Memory Verse Romans 15:7' Kids Sing-along** by Kingdomcity Kids (1:11)

### Say:

In today's story the disciples tried to stop the children from coming to Jesus. They didn't think the children were worth Jesus' time and effort.

### Ask:

How did Jesus respond to the children?

### Say:

Jesus believed the children were important and he loved and respected them. We need to love and respect people, just like Jesus did.

Display the following prayer, on the *Prayer poster*, for the group to read together.

Dear Jesus,

**Help me to love and respect people the way you do.**

**Help me to see everyone I meet the same way that you see them.**

**I want to be a loving Christian who accepts people just as they are.**

**Amen.**

## Explore it

Remember to send home the *Explore It ideas* for children and families.



## Jesus and the children

Here are some ideas for you to explore at home.



### Bible verses:

Matthew 18:1-5; 19:13-14



### Aim:

To see how Jesus used children as an example



### Today's fruit:

Love



### Reflect

As part of this week's session, you should have come home with a portrait of yourself. This portrait is a reminder that Jesus loves you very much.

Put the portrait up somewhere at home and, each day, take a moment to read the words on the picture. Jesus loves children and that includes you.



### Bake

This week we learned about Jesus' love for children. Ask someone at home to help you make some love heart biscuits. As you bake, tell them all about the story of Jesus welcoming the little children.

**Easy Love Heart Biscuits** by justingredients.co.uk

<https://justingredients.co.uk/blogs/recipes/easy-love-heart-biscuits>



### Song for the week

'L-O-V-E' Kids Worship by Compass Bible Church



### Memory verse

'Christ accepted you, so you should accept each other. This will bring glory to God.'

(Romans 15:7 ICB)

*Kids Alive!* Online – [salvationarmy.org.uk/kidsalive](http://salvationarmy.org.uk/kidsalive)

*Kids Alive!* The UK's only weekly Christian comic – is filled with jokes, competitions, Bible-based cartoons and much more... and is now available to read online!

# Jesus and the children

**Bible verses:**

Matthew 18:1-5; 19:13-14

**Aim:**

To see how Jesus used children as an example

**Today's fruit:**

Love



## Memory verse

**'Christ accepted you, so you should accept each other. This will bring glory to God.'**

(Romans 15:7 *ICB*)

- Who did Jesus show love to in the story?
- What does it feel like to know that Jesus loves you and thinks you're special?
- How can we love other children like Jesus did?



## Start it

Today we are reminded how much Jesus loves the children in this world.



## Sing It

**'Great big God!'** Vineyard Kids, Vineyard Worship UK and Ireland (2:51)

**'Jesus song'** by Saddleback Kids (2:45) This song tells us about the amazing thing Jesus did.



## Tell it


Share a child-friendly version of Matthew 18:1-5; 19:13-14.

You may like to use the following clip to tell the story.

**Jesus and the Children Matthew 18:1-6**  
**Kids Animated Bible** by Kids Church Library  
(2:00)

Sit in a circle and ask the group to share together:

- Which is the greatest? Give the children some options to choose between, for example: Bluey or Paddington
- What did Jesus do when the disciples asked him to choose who was the greatest?



## Action it

Games and activities to reinforce the Bible passage:

- Draw a portrait of your friend and write 'Jesus loves you' on the picture.
- Use your body to make a big heart shape.
- Act out the scene from the story where Jesus stops the disciples from arguing.
- Shout in your loudest voice: 'Jesus loves me lots and lots!'

 **Explore it**

**Louise**

November 2024 session 3



Children  
& Youth

# Explore it

Dear Jesus,  
Help me to love and respect people the way you do.  
Help me to see everyone I meet the same way that you see them.  
I want to be a loving Christian who accepts people just as they are.  
Amen.

## Jesus the good shepherd



### Bible verses:

John 10:1-21

The shepherd and his sheep



### Aim:

To learn that Jesus was prepared to give up his life



### Today's fruit:

Goodness



In today's story Jesus compares himself to a good shepherd, protecting his sheep from thieves and robbers.

Jesus describes himself in lots of different ways and tells stories to help his followers understand who he is. Jesus was willing to give up his life to protect his sheep – that's us – and he wants us to listen carefully to his voice as we learn to follow him.

Goodness is seen when we serve others without reward.

### Each child will need:

- Chunky chocolate cookies; vanilla buttercream; ready-to-roll black or brown icing; mini marshmallows; equipment to help with decorating the cookies – **Please be aware of allergies**
- *Explore It ideas* handout

### You will need:

- A cuddly sheep toy, a blindfold (ideally have one for each child, for hygiene) and a chair
- *Memory verse poster* from Session One
- Today's fruit sign: *Goodness*



## Start it

Play a game of *Steal the sheep*. Ask the children to stand/sit in a circle around a chair and place the cuddly sheep underneath. Ask someone to be the shepherd – to sit on the chair and be blindfolded.

Choose someone in the circle to try and steal the sheep. If the shepherd hears someone attempting to steal the sheep, they point to where they think the thief is. If correct, the thief who has been caught makes a 'baa' sheep sound. Still blindfolded, the shepherd has three guesses to identify the thief. Repeat the game several times, with different children being the thief and the shepherd.

**Say:**

In our session today we'll hear a story Jesus told about a good shepherd protecting his sheep from thieves.



## Sing it

Display the *Goodness* sign.

**Say:**

Our Bible story today shows how much God loves us and how he protects us, like a shepherd looking after his sheep.

**Say:**

Today's song reminds us that God is good. We can show God's goodness to others in the way that we love and serve them without expecting anything in return.

## Song

'God is Good' Cross Culture Norway VBS Music Video Group Publishing by Lifetree Kids (3:22)



## Tell it

**Say:**

Jesus often used stories to help the people understand who he was and how he wanted them to live.

**Ask:**

Why did Jesus explain such difficult teachings in stories?

**Say:**

Our story today is all about a shepherd looking after his sheep.

**Ask:**

- Why did Jesus choose a shepherd and sheep story to tell the people?
- Do you think he would choose the same story setting today? If not, why not?

**Read:**

**'Jesus said, "I tell you the truth. The man who does not enter the sheep fold by the door, but climbs in some other way, is a thief and a robber. The one who enters by the door**

is the shepherd of the sheep. The man who guards the door opens it for him. And the sheep listen to the voice of the shepherd. He calls his own sheep, using their names, and he leads them out. He brings all of his sheep out. Then he goes ahead of them and leads them. They follow him because they know his voice. But they will never follow a stranger. They will run away from him because they don't know his voice." Jesus told the people this story, but they did not understand what it meant.'

(John 10:1-6 ICB)

**Ask:**

- What did Jesus mean when he said that only the shepherd enters by the door?
- How did the sheep know who the shepherd was? Whose voice did they ignore?
- When Jesus told people this story, the Bible says that they did not understand what it meant. What do you think Jesus is trying to teach us in this story?

**Say:**

There are lots of different people in our lives who have opinions about what we should and shouldn't do. Many of them love us and want the best for us, but that isn't always the case. In this story, Jesus reminds us to listen carefully for his voice so that we can follow him.

**Read:**

'So Jesus said again, "I tell you the truth. I am the door for the sheep. All the people who came before me were thieves and robbers. The sheep did not listen to them. I am the door. The person who enters through me will be saved. He will be able to come in and go out and find pasture. A thief comes to steal and kill and destroy. But I came to give life - life in all its fullness.'"

(John 10:7-10 ICB)

**Ask:**

- Jesus explained that 'a thief comes to ... kill and destroy. But I came to give life in all its fullness.' What does fullness of life mean for you?
- Are there parts of your life that don't always feel full? How do you think Jesus wants to change that?

**Read:**

'I am the good shepherd. The good shepherd gives his life for the sheep. The worker who is paid to keep the sheep is different from the shepherd who owns them. So when the worker sees a wolf coming, he runs away and leaves the sheep alone. Then the wolf attacks the sheep and scatters them. The man runs away because he is only a paid worker. He does not really care for the sheep.

'I am the good shepherd. I know my sheep, as the Father knows me. And my sheep know me, as I know the Father. I give my life for the sheep. I have other sheep that are not in this flock here. I must bring them also. They will listen to my voice, and there will be one flock and one



shepherd. The Father loves me because I give my life. I give my life so that I can take it back again. No one takes it away from me. I give my own life freely. I have the right to give my life, and I have the right to take it back. This is what my Father commanded me to do.'

(John 10:11-18 *ICB*)

**Ask:**

- How is the good shepherd different from the person hired to look after the sheep?
- How do they react differently when the wolf arrives?
- What do you think Jesus was trying to tell us about the way he looks after us, his sheep?
- What was Jesus willing to do to protect the sheep?

**Say:**

Let's find out how the people reacted when they heard this story.

**Read:**

'Again the Jews did not agree with each other because of these words Jesus said. Many of them said, "A demon has come into him and made him mad. Why listen to him?"

'But others said, "A man who is mad with a demon does not say things like this. Can a demon open the eyes of the blind?"'

(John 10:19-21 *ICB*)

**Say:**

At the time, the people didn't understand what Jesus meant when he talked about laying down his life for his sheep. As Christians today, we know the next part of the story and what happened to Jesus.

**Ask:**

Knowing the story of Easter, what did Jesus mean when he said he was willing to die for his sheep?

If you feel that the children need an additional explanation as to why Jesus died for us, then watch the following clip. It also ties together the themes from Sessions One to Three, including an explanation of the Kingdom of God.

## Video

*Why Did Jesus Die?* by Minno - Bible Stories for Kids (5:55)



## Action it

To remind the children about the story of the good shepherd, they are going to decorate sheep biscuits. The instructions are in the link below, but you will need chunky chocolate cookies, vanilla buttercream, ready-to-roll black or brown icing and mini marshmallows.

**Easter lamb cookies** by [Tesco.com](https://www.tesco.com)

## Pray it

### Say:

During our prayer times this month, we are thinking about what it means to accept others as Jesus loves and accepts us.

Display the *Memory verse poster* and share it together.

### Memory verse

**'Christ accepted you, so you should accept each other. This will bring glory to God.'**

(Romans 15:7 ICB)

### Say:

We're going to share our memory verse song for this month.

### Song

**'Bible Memory Verse Romans 15:7' Kids Sing-along** by Kingdomcity Kids (1:11)

### Say:

In today's story Jesus compared himself to a shepherd protecting their sheep. He looked out for the sheep and paid attention to the moments where they were in danger. As followers of Jesus, we can live like him and seek to protect those who are being mistreated.

### Say:

Take a moment to think about someone you know who is having a tough time because of the behaviour of others.

Invite the children to pray for that person - they do not need to share their name - and then bring the session to a close in prayer.

## Explore it

Remember to send home the *Explore It ideas* for children and families.



## Jesus the good shepherd

Here are some ideas for you to explore at home.



**Bible verses:**  
John 10:1-21



**Aim:**  
To learn that Jesus was prepared to give up his life



**Today's fruit:**  
Goodness



### Guess

In today's Bible story every sheep knew the voice of the shepherd. How good are you at recognising voices? See how many of the Disney characters you can guess, just from their voices. You could try the quiz with one of your friends.

**Can You Guess the Disney Voice? Guess Who's Talking!** By The Quiz Show



### Create

Ask someone at home to help you to make your own sheep puppet to remind you of the story of the good shepherd.

**How to Make a Lamb Chop Puppet** by Easy Kids Craft



### Memory verse

'Christ accepted you, so you should accept each other. This will bring glory to God.'

(Romans 15:7 ICB)



### Song for the week

**'God is Good' Cross Culture Norway VBS Music Video Group Publishing** by Lifetree Kids (3:22)

**LIVING OUT FAITH**

*Kids Alive!* Online – [salvationarmy.org.uk/kidsalive](http://salvationarmy.org.uk/kidsalive)

*Kids Alive!* The UK's only weekly Christian comic – is filled with jokes, competitions, Bible-based cartoons and much more... and is now available to read online!

# Jesus the good shepherd



**Bible verses:**  
John 10:1-21



**Aim:**  
To learn that Jesus was  
prepared to give up his life



**Today's fruit:**  
Goodness



## Memory verse

**'Christ accepted you, so you should accept each other. This will bring glory to God.'**

(Romans 15:7 *ICB*)



## Start it

Jesus told a story about a shepherd who cared for his sheep and protected them from thieves and robbers. Jesus is our good shepherd who looks after us.



## Tell it

Share a child-friendly version of John 10:1-21.

Sit in a circle and ask the group to share together:


- What is your favourite story?
- Why did Jesus tell stories?
- How does a shepherd look after their sheep?
- How do the sheep know who the shepherd is?
- In what ways is Jesus like a shepherd to us?



## Sing It

**'Shine! (from the inside out)'** by Nick Jackson uploaded by Tangy Crayfish (2:20)

**'Holy Spirit' for children** by Aji and her friends. Sing only the chorus (0:44-1:15)



## Action it

Games and activities to reinforce the Bible passage:

- Hide a cuddly sheep somewhere in the room and see if your friends can find it.
- Put on a blindfold and see if you can guess which one of your friends is making a noise like a sheep.
- Draw a picture of Jesus as the good shepherd looking after the sheep.
- If you have space, play a game of tag: make some people shepherds and others thieves. The shepherds tag the thieves, so they have to stand still.

 **Explore it**

# Goodness

November 2024 session 4



Children  
& Youth