

David and Goliath

**Bible verses:**

1 Samuel 17:4-16,32,38-40,48-50
David and Goliath

**Aim:**

To learn the story of David and Goliath

**Today's fruit:**

Faithfulness



In today's session we begin our adventure through a range of stories from the Old and New Testament.

Our journey starts with a young boy facing a huge giant. Surrounded by fearful Israelites, David trusted in God and watched the giants fall.

David had faith to trust that God would look after him when he faced Goliath.

Each child will need:

- Pens/pencils and paper
- Memory verse wristband
- A **plain exercise book** or homemade notebook (A4 paper folded in half and stapled) - see Action it
- *Explore It ideas* handout

You will need:

- To find some artist depictions of Goliath (optional)
- Memory verse poster
- Paper and pen for a list (optional) - see Pray it
- Today's fruit sign: *Faithfulness*



Start it

Give the children paper and pens/pencils and ask them to draw a Bible character based on your description. Slowly read through the following description, based on 1 Samuel 17:4-7, giving the children an opportunity to draw each part. Make sure the children know that bronze is a metal, often a dull gold/brown colour, and how tall roughly three metres is.

- Draw a man about 2m 85cm tall (nine feet four inches).
- He has a bronze helmet on his head.
- He is wearing a coat of armour made of lots of little pieces of bronze.
- On his legs are bronze protectors, protecting his shins.
- He had a small bronze spear tied on his back.
- Also on his back is a larger wooden spear with a large heavy blade.
- There is an officer soldier walking in front of him, carrying his shield.

Look at the pictures together and ask the children if they can guess the Bible character. You may want to show some other artists' ideas and compare them to their drawings. What is similar/different?

Say:

Today we will be discovering more about the story of David and Goliath.

Sing it

Say:

We're going to sing a song that gives us a sneak preview of the story of David and Goliath.

Song

'David and Goliath' Bible song with lyrics by Shawna Edwards (stop at 2:23)

Tell it

Say:

Our story for today is found in the Old Testament in the book of 1 Samuel. Let's watch the clip to discover what happened to David when he stood up to Goliath.



Video

David and Goliath slapstick theatre by Saddleback Kids (3:10)

Watch: 0:00-1:08 'The Israelites and King Saul were very afraid.'

Ask:

- What have we discovered about Goliath so far?
- How do you think the Israelites felt when they saw Goliath walking toward them?

Read:

'Goliath stood and shouted to the Israelite soldiers, "Why have you taken positions for battle? I am a Philistine, and you are Saul's servants! Choose a man and send him to fight me. If he can fight and kill me, we will become your servants. But if I defeat and kill him, you will become our servants." Then he said, "Today I stand and dare the army of Israel! Send one of your men to fight me!" When Saul and the Israelites heard the Philistine's words, they were very afraid.'

(1 Samuel 17:8-11 *ICB*)

Say:

Most of the time wars are fought with two groups of soldiers fighting each other. Sadly, this usually leads to many people losing their lives like in World War II or the wars we see in the world today.

Say:

King Saul often fought against the Philistines because they were constantly invading Israelite territory. The Philistines' champion Goliath did things differently. Instead of two armies fighting against each other, he wanted the Israelites to choose one man to fight him on behalf of their side.

Ask:

- What do you think of Goliath's way of fighting?
- Why do you think he felt confident he would win?

Say:

The Philistines' champion was nearly three metres tall (roughly nine foot), dressed top to toe in bronze armour ready to fight for them. It's not surprising that the Israelites were afraid. Each day they delayed sending someone to fight, their fear got worse.

Read:

'The Philistine Goliath came out every morning and evening. He stood before the Israelite army. This continued for 40 days.'

(1 Samuel 17:16 *ICB*)

Ask:

How do you think the Israelites felt when they saw Goliath and heard him shouting at them every morning?

Say:

Despite the fear running through the Israelite camp, there was one boy who was not afraid. In fact, he was the only one willing to take on the giant Goliath. David went to King Saul and offered to fight on behalf of the Israelites.

Ask:

How do you think King Saul reacted when David offered to fight Goliath?

Read:

'Saul answered, "You can't go out against this Philistine and fight him. You're only a boy"...

'Saul put his own clothes on David. He put a bronze helmet on David's head and armour on his body. David put on Saul's sword and tried to walk around. But he was not used to all the armour Saul had put on him.

'He said to Saul, "I can't go in this. I'm not used to it." Then David took it all off. He took his stick in his hand, and he chose five smooth stones from a stream. He put them in his pouch and held his sling in his hand. Then he went to meet Goliath.'

(1 Samuel 17:33,38-40 *ICB*)

Ask:

At first King Saul said David couldn't do it. But then he tried to help David by giving him a suit of armour. Why wasn't it helpful?

Say:

David knew his strengths and was confident God had prepared him for this moment. He was used to fighting lions to protect the sheep, and out in the fields he had no fancy armour. Now was the time for David to trust in God and step out in faith.

Watch: 1:09 to end.

Ask:

How did David defeat Goliath?

Say:

By trusting in God's power, David was able to defeat the giant and save his people.



Action it

Throughout the *Explore It* sessions this month the children are going to each create a storybook. This will enable them to look at different stories told in the Old and New Testament and give them an opportunity to discover new stories in the *Explore It Ideas* activities.

Each child will need a plain notebook or a homemade version. Ideally they will bring their storybook each week. But if they forget, they can complete each activity on a sheet of paper and stick it in their book when they get home.

Say:

Throughout our *Explore it* sessions this month we are going to hear lots of stories. The Bible is full of amazing stories like the one we've heard today. Over the next few weeks we will hear more stories told **by** Jesus and **about** Jesus. In Matthew 13 we find out that Jesus loved to tell stories to teach the people.

Read:

'Jesus used stories to tell all these things to the people. He always used stories to teach people. This is as the prophet said:

"I will speak using stories;

I will tell things that have been secret since the world was made."

(Matthew 13:34-35 *ICB*)

Say:

We are going to use part of verse 35 as our memory verse for this month.

Display the memory verse and read it together. Give each child a memory verse wristband.

Memory verse

'I will speak using stories;

I will tell things that have been secret since the world was made.'

(Matthew 13:35 *ICB*)

The children can create the front cover for their storybook by writing their name and using the memory verse in a decorative way. On the first page of the book, they can retell the story of David and Goliath however they would like. They will be able to complete their story as part of their *Explore It Ideas* activity at home.

Pray it

Say:

In our prayer time we're going to think about the 'giants' that we face in life. We could describe these 'giants' as people or situations that make us feel afraid or worried about what might happen in the future. Every morning the Israelites woke up to hear their giant shouting and taunting them. Sometimes it can feel like our 'giants' do the same thing. As soon as we open our eyes, we remember a person or situation that fills us with fear.

Ask:

What kinds of things can act as 'giants' in our lives?

If the children feel comfortable, they can share their own 'giants'; but if not, the conversation can be steered to general people or situations that may cause fear or anxiety. You may want to create a list for the children to refer to.

For example:

- Starting at a new school
- Having a new teacher
- Falling out with someone
- Preparing for a test
- Not keeping up with your schoolwork
- Dealing with children who are unkind to you

Say:

In our story today David showed us how to deal with the 'giants' in our lives. His story helps us to see that God is faithful and will always be there for us.

Display the *Faithfulness* sign.

Say:

God's faithfulness doesn't always mean things will turn out exactly how we want. There were many times when the Philistines caused a lot of problems for the Israelites, and they certainly didn't win every time, but God was with them.

To bring the session to a close, give the children an opportunity to write or draw a prayer to ask God to be with them as they face the 'giants' in their life. They could complete this activity in their storybook or on a separate sheet of paper. As they write their prayer, play the song 'Giants Fall' by Francesca Battistelli.

Listen

'Giants Fall' lyric video by Francesca Battistelli (3:06)

Read the chorus from the song to bring the session to a close.

**'So don't you be afraid
Of giants in your way.
With God, you know that anything's possible.
So step into the fight,
He's right there by your side.
The stones inside your hand might be small
But watch the giants fall.'**

– Francesca Battistelli

Remind the children to take their storybooks home – and to bring them back next week.

Explore it

Remember to send home the *Explore It ideas* for children and families.



David and Goliath

Here are some ideas for you to explore at home.



Bible verses:

1 Samuel 17:4-16,32,38-40,48-50
David and Goliath



Aim:

To learn the story of David and Goliath



Today's fruit:

Faithfulness



Create

In today's session you started to create your own Bible storybook. Watch the clip to remind you what happened when David stood up to Goliath.

David and Goliath slapstick theatre by Saddleback Kids

Finish creating your version of the story and remember bring your storybook to next week's session to show everyone.



Pray

This week you took time to think about some of the 'giants' in your life. God is always with us, but he also gives us people in our lives who we can pray with and talk things through.

Think of someone you can trust to talk through your fears and worries. Ask them to spend time listening to you and praying with you.



Song for the week

'David and Goliath' Bible song with lyrics by Shawna Edwards



Memory verse

**'I will speak using stories;
I will tell things that have been secret
since the world was made.'**

(Matthew 13:35 /CB)

David and Goliath

**Bible verses:**

1 Samuel 17:4-16,32,
38-40,48-50

**Aim:**

To learn the story of
David and Goliath

**Today's fruit:**

Faithfulness



Memory verse

**'I will speak using stories;
I will tell things that have been secret
since the world was made.'**

(Matthew 13:35 *ICB*)



Start it

Today we are going to hear about a really tall man, a giant called Goliath, and a young boy called David.



Tell it

Share a child-friendly version of 1 Samuel 17:4-16,32,38-40,48-50.

Sit in a circle and ask the group to share together:

- Do you know a person who is very tall?
- What is the tallest building you have ever seen?
- Can you think of a very strong person?
- What is the bravest thing you have ever done?
- Think of a person who wears armour and how it helps them.




Sing It

'If I were a butterfly' (lyrics and music)

'The butterfly song' by Brian Howard,
uploaded by Unreached Corners (3:09)

'Wonderful Lord' (official video) by Doug
Horley (3:13)



Action it

Games and activities to reinforce the Bible passage:

- Pretend you are David walking into battle against Goliath.
- Act out the scene where Goliath is hit by the stone and falls to the ground.
- Try on an adult's coat to see what it felt like for David to be wearing Saul's armour.
- David gathered five stones - see if you can find five of the same item eg: socks, Lego pieces, pens ...


 **Explore it**

Faithfulness

September 2024 session 1





Children
& Youth





**'I will speak using stories;
I will tell things that have
been secret since the
world was made.'**

(Matthew 13:35)





**'I will speak using stories;
I will tell things that have
been secret since the
world was made.'**

(Matthew 13:35)




**'I will speak using stories;
I will tell things that have
been secret since the
world was made.'**

(Matthew 13:35)




**'I will speak using stories;
I will tell things that have
been secret since the
world was made.'**

(Matthew 13:35)




**'I will speak using stories;
I will tell things that have
been secret since the
world was made.'**

(Matthew 13:35)



**'I will speak using stories;
I will tell things that have
been secret since the
world was made.'**

(Matthew 13:35)



**'I will speak using stories;
I will tell things that have
been secret since the
world was made.'**

(Matthew 13:35)

**'I will speak using stories;
I will tell things that have
been secret since the
world was made.'**

(Matthew 13:35)

**'I will speak using stories;
I will tell things that have
been secret since the
world was made.'**

(Matthew 13:35)

**'I will speak using stories;
I will tell things that have
been secret since the
world was made.'**

(Matthew 13:35)

**'I will speak using stories;
I will tell things that have
been secret since the
world was made.'**

(Matthew 13:35)

**'I will speak using stories;
I will tell things that have
been secret since the
world was made.'**

(Matthew 13:35)



Explore it

**‘I will speak using stories;
I will tell things that have
been secret since the
world was made.’**

(Matthew 13:35 /CB)

Jesus speaks in parables



Bible verses:

Matthew 13:1-10,13,18-23

A story about planting seed



Aim:

To know why Jesus told parables



Today's fruit:

Patience



Today we'll be thinking of the stories we love to hear and where we love to hear them.

Jesus knew the power of stories and would tell them to the people to help them understand God more. Today we'll discover one of his most well-known stories, the parable of the sower, and think about what it means for us.

Patience is needed when working out the meaning behind Jesus' parables.

Each child will need:

- Their storybook from Session One, or a piece of paper
- Pens/pencils and paper
- Something to write a prayer on, eg paper, fruit-shaped paper or even an orange!
- *Explore It ideas* handout

You will need:

- A Star Baker prize (optional) – see Start it
- A flip chart / large paper and different coloured pens
- Today's fruit sign: *Patience*



Start it

Say:

Today is all about the importance of storytelling. As you watch the clip, think about your favourite author and the best story they've ever written.

Video

The Great Storytellers Bake Off Staggering Storytellers by Horrible Histories (stop at 3:25)

Ask the children to share their favourite author and story they have written. Just like in the clip, ask the children to create a Great Storyteller Bake Off entry for their author's story. What would they create? The children can draw their creation, or you can discuss it as a group. If you would like, then you could give a prize to the Star Baker. It's probably a good idea to avoid sending anybody home!



Sing it

Say:

We've used this country music-themed song before, so you should be able to join in. It tells the story of Jesus and all the amazing things he did.

Song

'Jesus Song' with lyrics by Saddleback Kids (2:45)



Tell it

Ask:

- What is your favourite way to be told a story?
- Where is your favourite place to be told a story?

Say:

Some people like to curl up on the sofa and read a story for themselves, while others wait for their story at bedtime. Some people listen to audiobooks on the go, while others love stories made up on the spot from pure imagination. There are lots of different ways to listen to and tell stories.

Say:

Jesus loved to tell stories, often called parables, to the people to help them understand more about God. Today we are going to listen to one of his most well-known stories.

Read:

'That same day Jesus went out of the house and sat by the lake. Large crowds gathered around him. So Jesus got into a boat and sat, while the people stayed on the shore. Then Jesus used stories to teach them many things.'

(Matthew 13:1-3 ICB)



Say:

Let's watch the clip to discover the story Jesus told the people.

Video

Parable of the Sower animation by Max7 uploaded by @gospelshow1 (2:45)

On a flipchart or large sheet of paper, jot down the four kinds of soil in the story and what happened to the seeds that were planted there. Leave space to add to this list later.

Say:

In the Bible we read that one of the followers of Jesus asked, 'Why do you use stories to teach the people?' (v10)

Ask:

Why do you think Jesus told stories to teach the people?

Say:

To understand the stories Jesus told, we need to spend time thinking about them carefully. Jesus said these words: 'This is why I use stories to teach the people: they see, but they don't really see. They hear, but they don't really understand.' (Matthew 13:13 *ICB*).

Display the *Patience* sign.

Say:

Understanding the stories of Jesus requires patience. Each time we hear one of his stories, we might discover something new about it. Jesus takes the time to explain to those who will listen what his stories mean. We just need to be patient and take the time to understand their hidden message.

Return to the list you created earlier with the children. Read through Matthew 13:18-23 and discuss what Jesus meant as he described each type of soil. Using a different coloured pen, write the meaning next to each type of soil.

Read:

'So listen to the meaning of that story about the farmer.

'What is the seed that fell by the road? That seed is like the person who hears the teaching about the kingdom but does not understand it. The Evil One comes and takes away the things that were planted in that person's heart.

'And what is the seed that fell on rocky ground? That seed is like the person who hears the teaching and quickly accepts it with joy. But he does not let the teaching go deep into his life. He keeps it only a short time. When trouble or persecution comes because of the teaching he accepted, then he quickly gives up.

'And what is the seed that fell among the thorny weeds? That seed is like the person who hears the teaching but lets worries about this life and love of money stop that teaching from growing. So the teaching does not produce fruit in that person's life.

'But what is the seed that fell on the good ground? That seed is like the person who hears the teaching and understands it. That person grows and produces fruit, sometimes 100 times more, sometimes 60 times more, and sometimes 30 times more.'

(Matthew 13:18-23 *ICB*)

Say:

Our memory verse reminds us that Jesus loved to tell stories to help us understand more about how to follow him.

Memory verse

'I will speak using stories;

I will tell things that have been secret since the world was made.'

(Matthew 13:35 *ICB*)

Action it

The children are going to continue creating their storybooks. Before starting the activity, give the children the opportunity to share any stories they may have created as part of last week's *Explore It Ideas*.

Ask the children to divide a page into four sections. If they have forgotten their storybook, then they can use a sheet of paper and stick it into their book when they get home.

In each section they can describe the type of soil, what happened to the seed and the meaning behind the story. When the children have finished their version of the story, encourage them to read it every day this week. Ask them to be patient as they learn more about what the story means for them as they follow Jesus.

Pray it

Ask:

- Think about the four different types of soil where seeds were trying to grow. Which one do you think describes where you are at the moment?
- Which one would you like to be in?

Say:

In our prayer time we are going to ask God to help us plant our faith in rich soil so that we can grow fruit for him. We already know what that fruit will look like in our lives.

Ask:

What is the fruit of the Spirit?

Give the children an opportunity to say or write a prayer asking God to help them grow fruit for him. Using the song below, you could have some quiet time where the children can pray on their own or in groups.

Alternatively, they could write their prayer on a fruit-shaped piece of paper; or, if you're feeling really adventurous, they could write it actually on a real orange to take home! As they eat the orange at home it will hopefully remind them of their prayer to grow fruit for Jesus.

You may wish to listen to this song during your prayer time.

Listen

'Fruit of the Spirit' (Galatians 5:22-23) by Slugs and Bugs (2:31)

Remind the children to take their storybooks home – and to bring them back next week.

Explore it

Remember to send home the *Explore It ideas* for children and families.



Jesus speaks in parables

Here are some ideas for you to explore at home.



Bible verses:

Matthew 13:1-10,13,18-23

A story about planting seed



Aim:

To know why Jesus told parables



Today's fruit:

Patience



Create

In your storybook create a story that has a hidden meaning and teaches an important lesson about life.

Remember to bring your storybook to next week's session to show everyone.



Plant

Use the guide in the link below to plant your own seeds. Ask someone at home to help you. As you watch the plants grow, remember the story Jesus told about the farmer scattering seed in the different kinds of soil.

www.gardeningforkids.co.uk/blogs/news/gardening-for-kids-guide-to-growing-from-seed



Song for the week

'Jesus Song' with lyrics by Saddleback Kids (2:45)



Memory verse

**'I will speak using stories;
I will tell things that have been secret since the world was made.'**

(Matthew 13:35 ICB)

**LIVING
OUT FAITH**

Kids Alive! Online – salvationarmy.org.uk/kidsalive

Kids Alive! The UK's only weekly Christian comic – is filled with jokes, competitions, Bible-based cartoons and much more... and is now available to read online!



Children
& Youth

Jesus speaks in parables



Bible verses:
Matthew 13:1-10,13,18-23



Aim:
To know why Jesus
told parables



Today's fruit:
Patience



Memory verse

**'I will speak using stories;
I will tell things that have been secret
since the world was made.'**

(Matthew 13:35 *ICB*)



Start it

Do you enjoy hearing stories or do you prefer to tell them?

Jesus loved to tell stories and people enjoyed hearing them – but sometimes people found them tricky to understand because there was a special message hidden inside them.



Tell it

Share a child-friendly version of Matthew 13:1-10,13,18-23.

Sit in a circle and ask the group to share together:

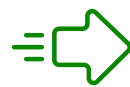
- Where have you seen something grow from a seed?
- Where might we find weeds growing?
- What does a farmer do?
- What is important to a farmer?
- Have you ever been confused? What do we mean by patience?



Sing It

'The wise man built his house upon the rock' by Tiny Tree Tunes uploaded by Lithos Kids. Just the first two verses (1:35)

'All through history' Nicky & Becky Drake by Worship For Everyone (3:36)



Action it

Games and activities to reinforce the Bible passage:

- If you have space, play a game of tag; make some people seeds and others weeds. The weeds tag the seeds so they have to stand still, and the last seed standing wins.
- Pretend to be the farmer and scatter seeds on the ground.
- Practise your patience by being musical statues.
- Listen for five sounds you can hear and name them to the group. (Jesus said sometimes we hear but do not understand).

 **Explore it**

Patience

September 2024 session 2



Children
& Youth

Jesus heals Jairus's daughter

**Bible verses:**

Mark 5:21-24,28-43

Jesus gives life to a dead girl

**Aim:**

To explore a moment where Jesus raised the dead

**Today's fruit:**

Joy



In our story for today we see the miraculous healing of a sick young girl.

Her father Jairus was desperate for Jesus to help, but there was a delay getting to him. Someone else needed Jesus's help and it seemed this made it too late for him to heal Jairus' sick daughter. In our session today we will think of those people who are unwell and pray that Jesus will be with them and heal them just like he did Jairus's daughter. Remember to be sensitive in case this is a difficult topic for any child.

Joy was received by Jairus's parents and all who experienced Jesus' act.

Each child will need:

- Their storybook from Session One
- A4 card, coloured paper, a sticking plaster, glue, scissors, two google eyes, pens, optional decorating resources and an envelope – see Action it
- *Explore It ideas* handout

You will need:

- A scarf/blindfold
- Today's fruit sign: *Joy*
- To watch **Cute Get Well Soon Greeting Card easy DIY** by CraftCorner (4:05)

Start it

Play a game where the children try to guess who tapped their shoulder. Arrange everyone into a circle, ideally standing. Ask for a volunteer who is happy to be blindfolded and tapped on the shoulder. Once they are blindfolded, stand them in the middle of the group and indicate for one of the other children to creep up, tap them and return to their place. Once this has happened, the child in the centre can remove the blindfold and try and guess who it was. Repeat the game with different volunteers.

Say:

In part of today's story Jesus tried to guess who had touched him in a busy crowd. This act led to a miraculous healing that we will find out about later.

Sing it

Say:

In our story today we meet Jairus, a leader in the synagogue, who desperately wants Jesus to heal his daughter. He knows that there is something special about Jesus. Our song for today reminds us that Jesus is our way maker, miracle worker, promise keeper and light in the darkness.

Song

'Way Maker' official live video by Shout Praises Kids (3:05)

Tell it

Say:

Throughout our *Explore It* sessions this month we have looked at the power of stories in the Bible.

Ask:

- Which two stories have we read so far?
- What was the main message in each story?

Say:

Our memory verse reminds us that Jesus told stories to the people to help them learn more about God. See if you can remember our memory verse for this month.



Memory verse

'I will speak using stories;

I will tell things that have been secret since the world was made.'

(Matthew 13:35 *ICB*)

If the children completed the story-writing activity from last week's *Explore It Ideas*, they could share it now from their storybook.

Say:

Today's story involves a very sick little girl and a desperate father asking Jesus for her healing. The story is found in the book of Mark in the New Testament. Let's watch the clip to find out what happened.

Video

***Jesus raises Jairus's daughter* Stories of the Bible** by Saddleback Kids (2:30)

Say:

It had reached a point where Jesus was constantly followed by a crowd. They wanted to listen to his teaching, and they had heard about his ability to heal people. Jairus was a leader in the Jewish synagogue. He desperately wanted Jesus to heal his sick daughter.

Read:

'A ruler from the synagogue, named Jairus, came to that place. Jairus saw Jesus and bowed before him. The ruler begged Jesus again and again. He said, "My little daughter is dying. Please come and put your hands on her. Then she will be healed and will live." So Jesus went with the ruler, and many people followed Jesus. They were pushing very close around him.'

(Mark 5:22-24 *ICB*)

Ask:

- How do you think Jairus felt when Jesus agreed to go home with him?
- What was Jairus hoping would happen?

Say:

As Jesus walked through the bustling crowd, he turned to his disciples and said, 'Who touched my clothes?' In a busy crowd, this seemed like a ridiculous thing to say, as many people would be pushing forward to see Jesus. However, Jesus knew this touch was different and asked for the person to step forward.



Read:

'But Jesus continued looking around to see who had touched him. The woman knew that she was healed. So she came and bowed at Jesus' feet. Shaking with fear, she told him the whole story. Jesus said to the woman, "Dear woman, you are made well because you believed. Go in peace. You will have no more suffering."

(Mark 5:32-34 *ICB*)

Ask:

- How do you think the woman felt when her prayers were answered, and she was healed?
- But who was standing by, waiting while this was happening?

Say:

Jairus had to stand, watch and wait while this unknown woman took his place in the queue and delayed Jesus. His daughter was still at home sick, and at the point of dying.

Read:

'Jesus was still speaking to her when some men came from the house of Jairus, the synagogue ruler. The men said, "Your daughter is dead. There is now no need to bother the teacher."

(Mark 5:35 *ICB*)

Ask:

How do you think Jairus felt when he heard that it was too late?

Say:

The Bible doesn't say how Jairus felt at that moment. He may have been angry with the woman for wasting precious time. He would have been very sad that it was too late for his daughter, but may also have been happy for the woman who was healed.

Ask:

How do you think you would have felt if you were Jairus?

Say:

It can sometimes be difficult to see God answering the prayers of others while we are still waiting. However, in this story Jairus wouldn't have to wait much longer for his prayer to be answered.

Read:

'But Jesus paid no attention to what the men said. He said to the synagogue ruler, "Don't be afraid; only believe."

'Jesus let only Peter, James, and John the brother of James go with him to Jairus's house. They came to the house of the synagogue ruler, and Jesus found many people there crying loudly. There was much confusion. Jesus entered the house and said to the

people, “Why are you crying and making so much noise? This child is not dead. She is only asleep.” But they only laughed at Jesus. He told all the people to leave. Then he went into the room where the child was. He took the child’s father and mother and his three followers into the room with him. Then he took hold of the girl’s hand and said to her, “Talitha, koum!” (This means, “Little girl, I tell you to stand up!”) The girl stood right up and began walking. (She was 12 years old.) The father and mother and the followers were amazed. Jesus gave the father and mother strict orders not to tell people about this. Then he told them to give the girl some food.’

(Mark 5:36-43 ICB)

Display the *Joy* sign.

Ask:

How does this fruit of the Spirit relate to our story today?

Say:

Everyone watching was filled with joy because Jesus had healed the little girl.

Ask:

- Jairus and his wife had just seen a miracle; but what unusual thing did Jesus ask them to do?
- Why do you think Jesus wanted to keep the story quiet?

Say:

There are lots of moments in the book of Mark where Jesus asks people not to tell anyone what he has done. There are also lots of different ideas about why he did this. One idea is that it wasn’t the right time for people to know who Jesus really was. That time would be when he died on the cross and rose from the dead.

Action it

Say:

In today’s story Jairus and his wife were able to celebrate Jesus’ healing of their sick daughter. Unfortunately, not everyone who is ill experiences miraculous healing. There are lots of people in our churches and communities who are struggling with illness. We are going to take some time to let them know we are thinking of them and praying for them.

Ask the children to think of people in their community who are unwell and make them a card.

You may wish to share the video below with your group. The children may want to think of an alternative message to ‘Get well soon’ for the person receiving the card; eg ‘Thinking of you’ may be more suitable.

Video

Cute Get Well Soon Greeting Card easy DIY by CraftCorner (4:05)

When the cards are completed, give each child an envelope to write the recipient's name on the front. Discuss with the children how they will deliver their card.

Pray it

Ask the children to bring their cards and stand in a circle. Give them time to think of a one or two-sentence prayer for the person who will receive their card. Go around the circle praying for those who are unwell in your community.

If appropriate, sing the song 'Way Maker' again. As the children sing, ask them to think of the person who will receive their card, believing that Jesus will be with them.

'Way Maker' official live video by Shout Praises Kids (3:05)

Remind the children to take their storybooks home – and to bring them back next week.

Explore it

Remember to send home the *Explore It ideas* for children and families.



Jesus heals Jairus's daughter

Here are some ideas for you to explore at home.



Bible verses:

Mark 5:21-24,28-43

Jesus gives life to a dead girl



Aim:

To explore a moment where Jesus raised the dead



Today's fruit:

Joy



Create

In your storybook draw a picture of the final part of our story from this week's session. Try and show the joy of the family as their little girl was healed.

'Then he (Jesus) took hold of the girl's hand and said to her, "Talitha, koum!" (This means, "Little girl, I tell you to stand up!") The girl stood right up and began walking. (She was 12 years old.) The father and mother and the followers were amazed. Jesus gave the father and mother strict orders not to tell people about this. Then he told them to give the girl some food.'

(Mark 5:41-43 ICB)



Bake

In today's story Jesus asked Jairus and his wife to give their daughter something to eat. Who could you treat with something delicious to eat? Have a look at the link below and see what tasty treat you could bake to brighten someone's day. Ask someone at home to help you.

www.bbc.co.uk/food/collections/baking_with_children



Memory verse

**'I will speak using stories;
I will tell things that have been secret
since the world was made.'**

(Matthew 13:35 ICB)



Song for the week

'Way Maker' official live video by Shout Praises Kids

Kids Alive! Online – salvationarmy.org.uk/kidsalive

Kids Alive! The UK's only weekly Christian comic – is filled with jokes, competitions, Bible-based cartoons and much more... and is now available to read online!



Children & Youth

Jesus heals Jairus's daughter

**Bible verses:**

Mark 5:21-24,28-43
Jesus gives life to a
dead girl

**Aim:**

To explore a moment
where Jesus raised
the dead

**Today's fruit:**

Joy



Memory verse

**'I will speak using stories;
I will tell things that have been secret
since the world was made.'**

(Matthew 13:35 *ICB*)



Start it

Today we are going to hear a story about
Jesus and a little girl who was very sick.



Tell it

Share a child-friendly version of Mark 5:21-
24,28-43.

Sit in a circle and ask the group to share
together:

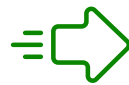
- Think of a moment when you felt joy.
- Are there people nearby we can thank for those moments?
- Are there moments in your life where you have felt sad?
- What would you ask Jairus's daughter after she was made well?
- What would be your favourite food to offer her?



Sing It

'Great big God!' Vineyard Kids, Vineyard
Worship UK and Ireland (2:51)

'Jesus Song' by Saddleback Kids (2:45) This
song tells us about the amazing thing Jesus
did.



Action it

Games and activities to reinforce the Bible
passage:

- Act out the scene with Jesus bringing
Jairus's daughter back from her sleep.
- Do a dance of celebration as if you were
her parents.
- See how many times you can lie down
then stand up in 30 seconds.
- Pretend to be as small and still as you can,
then transform into as big a shape as you
can make.
- Think of an energetic game you enjoy, and
mime playing it to show you are alive!

 **Explore it**

Jobs

September 2024 session 3



Children
& Youth

The miracle at the pool

**Bible verses:**

John 5:1-18

Jesus heals a man at a pool

**Aim:**

To learn how Jesus annoyed the religious leaders

**Today's fruit:**

Joy



In this week's story Jesus attended a religious festival and visited a holy pool at a place called Bethesda.

Jesus met a man there who had waited to be healed for 38 years. When the man met Jesus, he was healed and ran to the Temple to give thanks. There were those who were not as joyful about the man's good news – but why would the religious leaders be angry with Jesus for healing someone? We'll discover why in today's *Explore It* session.

Once again, Jesus brings joy into someone's life by healing them. This led to them talking about him to others.

Each child will need:

- Their storybook from Session One or a piece of paper
- Pens/pencils and paper (optional)
- *Joy prayer* handout, scissors, pens/pencils
- *Explore It ideas* handout

You will need:

- Flipchart and pens
- Today's fruit sign: *Joy* (or re-use the poster from Session Three)



Start it

The theme of our *Explore It* sessions this month has been the amazing stories we find in the Bible. For the starter today do a Bible story quiz using emojis. You can run the quiz however you would like. The children can write their answers, or they could simply shout them out. You can stop the clip at any point if you would like a shorter quiz. The video answers are listed below but please accept any answers that have similar meanings.

Video

Guess the Bible Story Bible trivia for kids by Arkkids (5:54)

1. Noah's ark
2. Jonah and the whale
3. Two fish and five loaves
4. Daniel in the lions' den
5. David and Goliath
6. Joseph and his coat of colours
7. Joshua and the walls of Jericho
8. Shadrach, Meshach and Abednego [the blazing furnace]
9. The creation of the world
10. Adam and Eve
11. The world flood
12. The crucifixion and resurrection of Jesus
13. The wise men bringing gifts to Jesus
14. The birth of Jesus
15. Peter walking on water
16. Jesus calms the storm
17. Zacchaeus and the sycamore tree
18. Balaam and the donkey (this story has not been mentioned before in *Explore It*)
19. Moses and the Red Sea
20. Jesus turns water into wine

Ask:

Which of these stories would you like to discover more about?



Say:

Our memory verse this month reminds us of the amazing stories Jesus told the people to help them learn more about God. Let's share it together.

Memory verse

'I will speak using stories;

I will tell things that have been secret since the world was made.'

(Matthew 13:35 *ICB*)



Sing it

Say:

In our story today we will meet a man who is healed by Jesus after 38 long years of waiting. His heart was full of thanksgiving. We're going to sing a song of thanksgiving together before we dive into this story.

Song

'Lord I Thank You' official kids worship music Video by Yancy & Little Praise Party (2:49)



Tell it

Say:

Jesus attended a religious festival in Jerusalem and visited a holy pool at a place called Bethesda. The pool was always surrounded by many sick and injured people who hoped that going into the waters would cure them. Let's watch the clip to find out what happened when Jesus arrived at the pool of Bethesda.

Video

Jesus Heals at the Pools of Bethesda God's story by Crossroads Kids' Club (3:15)

Ask:

- Why did people come to the pool at Bethesda?
- How long had some of the people been waiting by the pool?
- Why do you think they were willing to wait so long?

Say:

There wasn't really any healing power in the water, but Jesus was there to bring real healing to a man that day.

Read:

‘There was a man lying there who had been sick for 38 years. Jesus saw the man and knew that he had been sick for a very long time. So Jesus asked him, “Do you want to be well?”

‘The sick man answered, “Sir, there is no one to help me get into the pool when the water starts moving. I try to be the first one into the water. But when I try, someone else always goes in before I can.”’

(John 5:5-7 *ICB*)

Ask:

Why couldn’t the man get into the pool?

Say:

There were plenty of people that could have helped the man get to the water, but they either chose not to or were too busy trying to get to the water themselves. There are lots of people in our world today who have a disability and are often excluded from activities.

Ask:

- In what ways can we help people with disabilities to be fully included in our church and community?
- How frustrating do you think it was to wait 38 years and never make it to the pool?
- Jesus asked the man, ‘Do you want to be well?’ Do you think this was a strange question? If so, why?

Read:

‘Then Jesus said, “Stand up. Pick up your mat and walk.” And immediately the man was well. He picked up his mat and began to walk.’

(John 5:8-9 *ICB*)

Say:

The man stood up and was healed. He rushed to the Temple to give thanks. The religious leaders watched Jesus heal the man.

Ask:

How do you think they reacted?

Say:

Instead of being pleased that the man was healed, the religious leaders were angry.

Read:

‘Jesus was doing this on the Sabbath day. So the Jews began to do bad things to him. But Jesus said to them, “My Father never stops working. And so I work, too.”

‘This made the Jews try harder to kill him. They said, “First Jesus was breaking the law

about the Sabbath day. Then he said that God is his own Father! He is making himself equal with God!”

(John 5:16–18 *ICB*)

Say:

Jesus wasn't following the rules that the religious leaders felt were important. They had followed these rules for a very long time and keeping the Sabbath as a special day was important to the Jewish people. On top of that, Jesus described God as his Father. At this point the religious leaders saw Jesus as a threat and plotted to have him killed.

Action it

The children are going to continue creating their storybooks. If they have forgotten their storybook, then they can use a sheet of paper and stick it into their book when they get home.

Discuss the main events of the story with the children and list them on a flipchart. The last part of the 'God's Story' clip (2:44–3:15) summarises the main events and they are listed below. The children can present the story in any way they would like. It could be a comic strip, poem or even a script for a play. It is completely up to them. Share the stories together once they are complete.

- Jesus went to Jerusalem.
- Jesus went to the pool of Bethesda.
- Sick people gathered around the pool to be healed.
- A man had been waiting 38 years.
- Jesus healed him.
- Jesus told the man to stop sinning because he loved him.
- Jesus loves us too.



Pray it

Ask:

How did the man react when he was healed?

Display the *Joy* sign.

Say:

Jesus brought joy into the life of the man who was healed. The first thing the man wanted to do was give thanks – and that's what we're going to do today.

Give each child a 'Joy' handout. First, they need to cut out the word 'Joy'. Once they have done this ask them to write all the things they are grateful for within the 'Joy' lettering. You may want to play 'Lord I Thank You' while the children write their thanksgiving prayers. To bring the session to a close, ask the children to read out some of the things they are grateful for.

'Lord I Thank You' official kids worship music Video by Yancy & Little Praise Party (2:49)

Explore it

Remember to send home the *Explore It ideas* for children and families.



The miracle at the pool

Here are some ideas for you to explore at home.



Bible verses:

John 5:1-18

Jesus heals a man at a pool



Aim:

To learn how Jesus annoyed the religious leaders



Today's fruit:

Joy



Explore

At the start of the session this week you took part in a Bible story quiz. There may have been some stories that you hadn't heard of before. Choose one to explore in the Bible and create your own version in your storybook.



Share

Over the past month you have had the chance to write and create stories based on the Bible. Grab your storybook and share what you have created with someone at home.

Which is their favourite story from your storybook?



Song for the week

'Lord I Thank You' official kids worship music Video by Yancy & Little Praise Party (2:49)



Memory verse

'I will speak using stories;
I will tell things that have been secret since the world was made.'

(Matthew 13:35 /CB)

**LIVING
OUT FAITH**

Kids Alive! Online – salvationarmy.org.uk/kidsalive

Kids Alive! The UK's only weekly Christian comic – is filled with jokes, competitions, Bible-based cartoons and much more... and is now available to read online!



Children
& Youth

The miracle at the pool



Bible verses:

John 5:1-18

Jesus heals a man at a pool



Aim:

To learn how Jesus annoyed the religious leaders



Today's fruit:

Joy



Memory verse

**'I will speak using stories;
I will tell things that have been secret
since the world was made.'**

(Matthew 13:35 *ICB*)



Sing It

'Shine! (from the inside out)' by Nick Jackson uploaded by Tangy Crayfish (2:20)

'Holy Spirit' for children by Aji and her friends. Sing only the chorus (0:44-1:15)



Start it

Today we are going to hear a story about Jesus and someone who had been ill for a very long time.

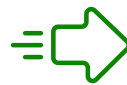


Tell it

Share a child-friendly version of John 5:1-18.

Sit in a circle and ask the group to share together:

- Do you ever take a rest?
- How do you get well when you are feeling poorly?
- Does everybody in the world have water close by?
- Describe the people who look after your health?
- What do you do when you see somebody who needs help?



Action it

Games and activities to reinforce the Bible passage:

- Pretend you are in a swimming pool and enjoying yourself.
- Make the noise of water splashing around you.
- Pretend that Jesus has just healed you and what you would say to him.
- Lie on the ground then roll up your pretend mat and walk away.
- Choose a partner and pretend that one of you is poorly or hurt and the other is helping them.

Jobs

Explore it

